



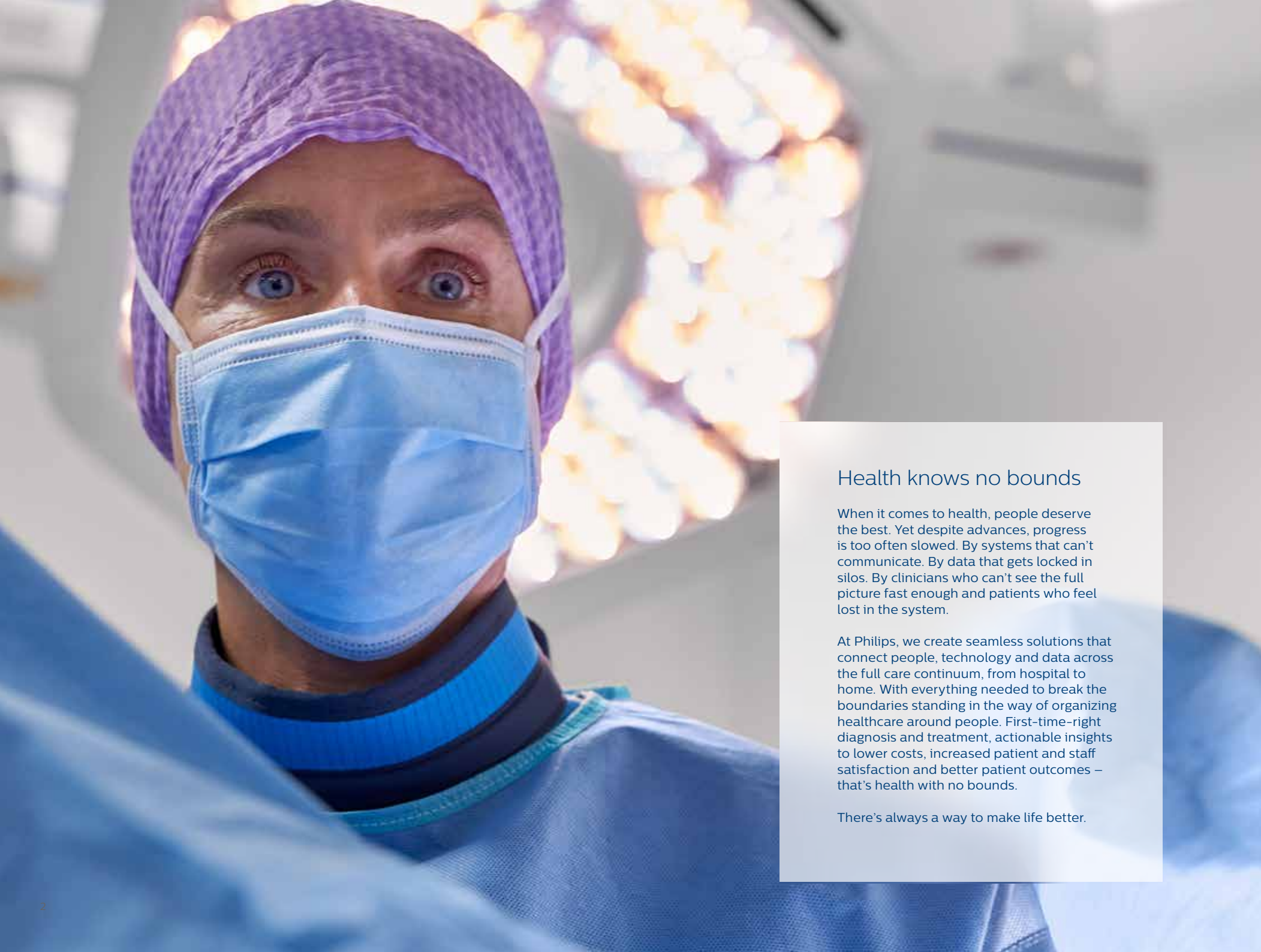
**PHILIPS**

Image guided therapy

Zenition 50 Series

Mobile C-arms

**Unlimited potential**  
at your fingertips



### Health knows no bounds

When it comes to health, people deserve the best. Yet despite advances, progress is too often slowed. By systems that can't communicate. By data that gets locked in silos. By clinicians who can't see the full picture fast enough and patients who feel lost in the system.

At Philips, we create seamless solutions that connect people, technology and data across the full care continuum, from hospital to home. With everything needed to break the boundaries standing in the way of organizing healthcare around people. First-time-right diagnosis and treatment, actionable insights to lower costs, increased patient and staff satisfaction and better patient outcomes – that's health with no bounds.

There's always a way to make life better.

## Meet Philips Zenition Series Our new series of mobile C-arms

With Zenition, you get a harmonized range of systems designed to reduce operational costs, simplify use and streamline fleet management. Experience the same intuitive control and handling on the Zenition Flat Detector and image intensifier systems.

Every Zenition system features premium imaging technologies and customization to elevate clinical confidence and efficiency. To help your business grow and prosper, the standard Windows® platform is ready to embrace new clinical applications and service and support technologies as they evolve. The Technology Maximizer program helps you manage upgrade costs for years to come.



\* The Zenition 50 Series is not available in the USA.

Point and shoot simplicity and reliable uptime make these image-intensifier-based systems ideal for intensive use in interventions and surgeries. Available with our 9" or 12" image intensifier.



**Increase OR performance**



**Enhance your clinical capabilities over time**



**Outstanding user experience**



## Increase OR performance

As surgical workloads and paperwork increase and medical staff become more scarce, your mobile imaging systems simply have to go the extra mile. The Zenition 50 offers a step-up in ease of use and efficiency that helps busy imaging departments increase OR performance across the healthcare facility.



Conveniently compare MRA, CTA and other images with the live fluoroscopy image through the full-screen image viewer to save time



Quickly available for critical situations – boots up in just 80 seconds

### Increase efficiency with user-friendly controls and time-savers

Users can work more efficiently with the touch controls and navigational aids of Unify workflow. In a user study,<sup>1</sup> Unify workflow reduced miscommunication and positioning errors by 45%. Save more time with one-click exam presets and high speed wireless data handling.

### Simplify fleet management and equipment usage across your OR

The intuitive point and shoot design of the Zenition 50 Series helps you train users faster. Customizing and exporting system settings to other Zenition 50 systems is simple with the embedded Philips Support Connect tool.

### Increase utilization and extend system lifetime

Be open to new procedures with the standard Windows® platform ready to incorporate new innovations and software upgrades. Maintain high uptime through easy serviceability and remote support options that can handle many service issues without an on-site visit. Drive down operational costs with collaborative RightFit support options that work with your in-house service teams.



**45% less miscommunication**  
with Unify workflow<sup>1</sup>



## Enhance clinical capabilities over time

As patient volumes rise, your surgical imaging system is used intensively day in and day out. With the Zenition 50 Series, you can confidently rely on superb quality images at low dose levels for today's procedures. And be ready to take advantage of tomorrow's procedures too.

### **Deliver excellent care and data protection – today and tomorrow**

The standard Windows® platform is engineered for fast and reliable performance to support a high volume of procedures today and accommodate new software options to extend your system's clinical relevance. You can manage upgrades for a predictable fee with the Technology Maximizer program. Throughout the system's lifetime, Windows® supports compliance with the latest security standards to protect patient data and guard against malware attacks which can affect service delivery.

### **Count on continuous imaging – case after case**

To support long and complex procedures and high caseloads, Zenition is engineered for continuous imaging with our new tank design to enhance heat management. Save time when switching procedures and patients with application-specific protocols and customizable presets. One click applies the required image quality parameters without while managing X-ray dose according to the ALARA principle.<sup>2</sup> Enhance visualization of complex structures and dense anatomy and efficiently manage dose for diverse patients through advanced image processing algorithms from Philips fixed C-arm systems and an array of radiation management features.

### **Simplify imaging for challenging patients**

Large and small patients, pediatric patients, elderly patients. The Zenition 50 Series helps you obtain uniquely specific image quality at efficient dose levels, regardless of patient challenges. For example, Pulsed Fluoroscopy enhances imaging of dense and complex anatomy to support you in managing dose, while our premium imaging technologies clarify tiny details and anomalies for diverse patients. Imaging and dose settings can be tailored to small objects and pediatric patients by removing the X-ray grid.



## Outstanding user experience

Especially on busy days, every user needs to be able to just walk up and easily use a mobile C-arm. The Zenition 50 Series builds on the outstanding user experience of Unify workflow to establish an immediate sense of familiarity and confidence for staff to perform imaging during any intervention and surgical procedure.

### Decrease delays and discussions

When there's a heavy case load, reducing technical distractions and discussions can help surgical teams work smoothly and stay focused on the patient to keep things moving. The Zenition 50 Series draws upon proven technology to improve surgical teamwork. A user study<sup>1</sup> showed that surgical teams experienced smoother interactions and less miscommunication using Unify workflow. Users can customize exam settings, menu information and even footswitch operation to further reduce distractions during repetitive tasks.

### Simplify operation for every user

Our touch controls work like standard tablets and smartphones so your users quickly feel comfortable using Zenition. One user can easily operate the system to reduce staffing costs thanks to the easy glide movements of the fully counterbalanced C-arm and lightweight Mobile View Station.



**80%** of non Philips users scored the system **easier to use<sup>1</sup>**

## Zenition 50 Series

# Point and shoot simplicity for busy imaging departments

Unify workflow brings intuitive control and handling to the Zenition image intensifier system to reduce training and enhance teamwork. Unify workflow consists of:

- 1 ClearGuide
- 2 Tablet-like UI
- 3 Color Coding
- 4 Fast availability for emergency cases and use in all hospitals areas with 80-second boot up time.
- 5 Point and shoot simplicity and reliable uptime make these image-intensifier-based systems ideal for intensive in interventions and surgeries.
- 6 Every Zenition system shares a standard Windows® platform and is ready to embrace new clinical applications and service and support technologies as they evolve.

7 Visualize complex structures and dense anatomy with exceptional clarity and dose control through advanced image processing algorithms from Philips fixed C-arm systems and Zenitions array of radiation management features.

8 Philips premium imaging technologies incorporate powerful state-of-the-art image processing technology: a smart new way of filtering, asymmetric and independent shutters, BodySmart, MetalSmart, 15kW tube, and monoblock design, Monoblock design.

9 Easily connect all Zenition mobile C-arms with other OR systems and your hospital infrastructure thanks to advanced connectivity and interoperability tools, including high speed wireless data transfer.

10 The outlining tool allows drawing an outline on an image on the touchscreen using a stylus pen, for example, to mark a bifurcation or side branches on live fluoroscopy images.

11 The Technology Maximizer program helps you manage upgrade costs for years to come.



For information about the Zenition 70 Series of Flat Detector systems go to [www.philips.com/zenition](http://www.philips.com/zenition)



## Look beyond the walls of your OR

Fast-paced imaging departments have to provide high quality services for a rising number of procedures and patients. With the Zenition 50 Series, a host of advanced features help you effectively manage operational costs and extend the lifetime of your mobile C-arm systems to make your investment go farther in the long run.

### Save time on fleet management

The standard Windows® platform supports advanced service capabilities. With Philips Support Connect, for example, system administrators can now perform many system tasks themselves to avoid delays and avoid costly service visits:

- Add clinical and administrative users and password authorizations
- Set up your time zone and schedule times for system updates
- Give third parties access to your system
- Import and export DICOM and wireless settings to all Zenition systems
- Access log files to diagnose issues and track system use

### Speed up service and communication

With our remote support options, we can log in on the spot to guide you through a service issue. This allows many service issues to be handled without an on-site visit to save you time and money. You can speed up system diagnostics with our built-in CAT tool. The wireless connectivity option allows you to collaborate and quickly share data and images in the OR and across the hospital to support efficient clinical processes.

### Reduce operational costs





Different RightFit Customer Service Agreements are available that allow you to leverage the capabilities of your in-house service teams to maintain and service your Zenition 50 Series to reduce delays and improve uptime. Technology Maximizer is a program that runs in tandem with your RightFit Customer Service Agreement.<sup>3</sup> When you opt into the program, you receive the latest available software and hardware technology releases for a predictable fee.

### Save time and money on training

The intuitive Unify workflow, as well as on-screen help and digital user guides are made to reduce the training time and costs for both novice and experienced imaging staff.

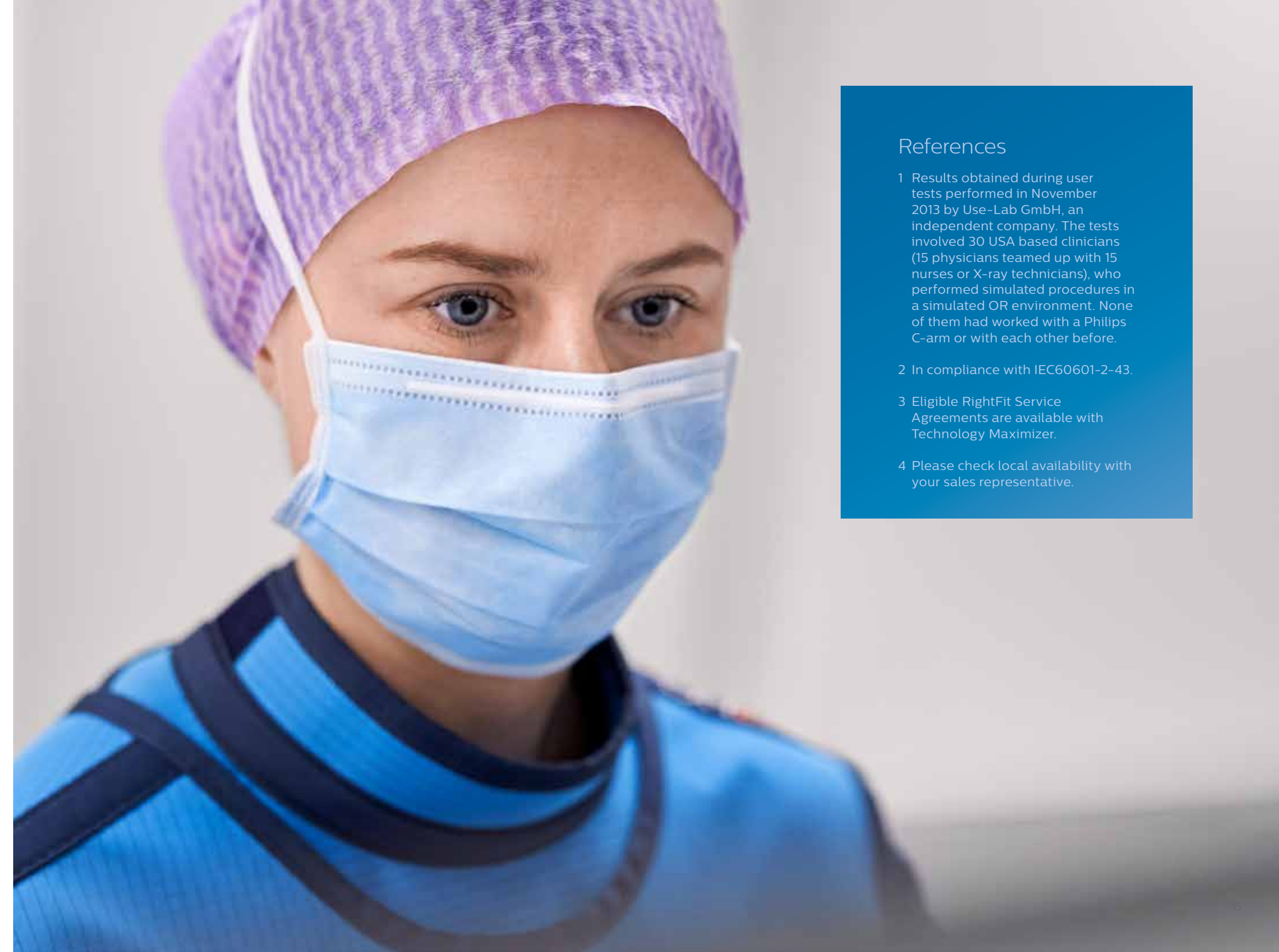
# Simplify set-up of your new OR with Philips surgical room solutions<sup>4</sup>

Save time and effort when setting up a new OR by having Philips organize and equip your new operating room. You can easily connect all Zenition mobile C-arms with other OR systems and your hospital infrastructure through advanced connectivity and interoperability tools, including high speed wireless data transfer.

 <p>Partner with <b>one</b> solution expert who understands your needs</p>	 <p>Place <b>one</b> order to fulfill your needs</p>
 <p>Receive <b>one</b> shipment with streamlined installation and training</p>	 <p>Make <b>one</b> call for all your service needs</p>

## References

- 1 Results obtained during user tests performed in November 2013 by Use-Lab GmbH, an independent company. The tests involved 30 USA based clinicians (15 physicians teamed up with 15 nurses or X-ray technicians), who performed simulated procedures in a simulated OR environment. None of them had worked with a Philips C-arm or with each other before.
- 2 In compliance with IEC60601-2-43.
- 3 Eligible RightFit Service Agreements are available with Technology Maximizer.
- 4 Please check local availability with your sales representative.







© 2018 Koninklijke Philips N.V. All rights reserved. Specifications are subject to change without notice.  
Trademarks are the property of Koninklijke Philips N.V. or their respective owners.

4522 991 44011 \* DEC 2018

**How to reach us**  
Please visit [www.philips.com](http://www.philips.com)  
[healthcare@philips.com](mailto:healthcare@philips.com)